


Children's Phonics for Reading



Sounds Great

Long Vowel Sounds

3



Anne Taylor

Children's Phonics for Reading



Long Vowel Sounds



Sounds Great 3

Children's Phonics for Reading

Long Vowel Sounds

Anne Taylor

© 2010 Compass Publishing

All rights reserved. No part of this book may be reproduced, stored in a retrieval system, or transmitted in any form or by any means, electronic, mechanical, photocopying, recording, or otherwise, without prior permission in writing from the publisher.


Acquisitions Editor: Tamara Gaskill
Cover/Interior Design: Design Plus
Illustrations: Hiram Weintraub

email: info@compasspub.com
<http://www.compasspub.com>

ISBN 978-1-59966-579-5

10 9 8 7 6 5 4 3 2 1
15 14 13 12 11 10

Children's Phonics for Reading



**Sounds
Great**

Long Vowel Sounds

3

Anne Taylor

Table of Contents

Unit 1

-ake -ape -ave 06

-ake: cake, bake, rake, lake
-ape: tape, cape
-ave: wave, cave, Dave, save



Unit 2

-ame -ane -ate 14

-ame: same, name, game, fame
-ane: cane, mane, lane
-ate: gate, date, late, hate



Unit 3

-ike -ime -ine -ite 22

-ike: bike, like, hike, Mike
-ime: lime, dime, time
-ine: nine, mine, pine, line
-ite: kite, bite



Unit 4

-ide -ipe -ire -ive 30

-ide: ride, hide, wide
-ipe: wipe, pipe, ripe
-ire: wire, fire, tire
-ive: five, hive, dive



Review 1 (Units 1-4) 38

Unit
5

-obe -one -ose -ote 42

- obe: robe
- one: bone, cone, alone
- ose: rose, nose, hose
- ote: note, vote



Unit
6

-oke -ole -ope -ore 50

- oke: poke, joke
- ole: mole, hole, sole, pole
- ope: hope, rope
- ore: sore, more, bore, core



Unit
7

-ube -une -use 58

- ube: tube, cube
- une: dune, June, tune
- use: fuse



Unit
8

-ule -ure -ute 66

- ule: mule, rule
- ure: cure, lure, pure
- ute: cute, mute



Review 2 (Units 5-8) 74

Test 78

Glossary 82



New Sounds



Listen, point, and repeat.

CD 1



c + ake = cake



t + ape = tape



w + ave = wave



Let's chant! Listen, point, and repeat.



Listen, point, and repeat.



1



tap → tape



2



cap → cape



Let's chant! Listen, point, and repeat.



New Words



Listen to the words first. Then, say and write.




-ake



cake



bake



rake



lake

-ape



tape



cape

-ave



wave



cave



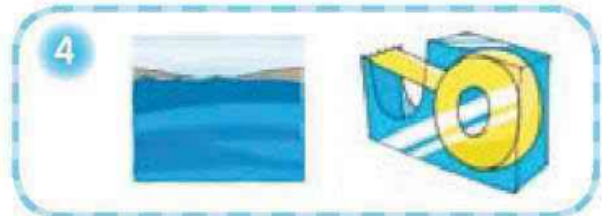
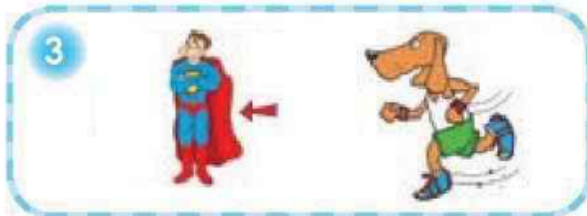

Dave



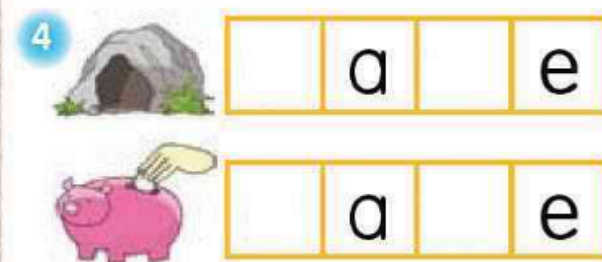
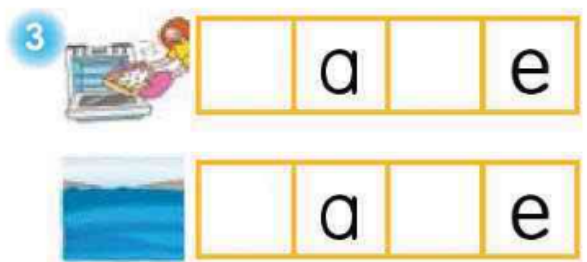
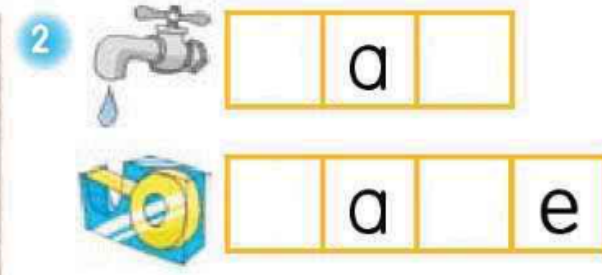
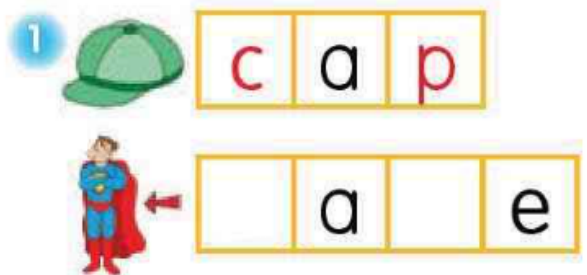
save



Listen and circle the picture you hear.



Look at the picture and complete the word.





Circle and write the correct word.

1



cape tape

2



lake cake

3



cave save

4



Dave wave



Match the words to the pictures.

1

wave

2

rake

3


tape

4

cape

5


save



Wrap-Up



Listen and circle the picture you hear.



Read and match. Then, write the sentence.

1 The girl has a red cape.



2 The kid is in the lake.



3 The cape has a rip.



Story



Listen to the story.




Sight Words


by, oh, no, on, get, are



Pam and Dave bake
a cake. In a cave.
By the lake.



Oh no! Look!
A big wave on the lake.



"Pam, get the cake!"



The wave hits the cake.
Pam and Dave are sad.




Read the story on your own.

Rhyming Chant



Let's chant! Listen, point, and repeat.



There's a **cave** by the **lake**.

There's **Dave** in the **cave**.

Eating **cake**! Wearing a **cape**!

There's **Dave** eating **cake** in a **cave** by the **lake**.

There's a **cave** by the **lake**.

There's a snake in the **cave**.

Eating **cake**! Wearing a **cape**!

There's a snake eating **cake** in a **cave** by the **lake**.

Homework



Find the words in the puzzle.

- 1
- 2
- 3
- 4
- 5
- 6
- 7
- 8
- 9
- 10
- 11
- 12

n	c	a	p	t	l	s	o
D	t	a	l	a	j	a	r
a	a	c	a	p	e	v	a
v	p	a	v	w	l	e	k
e	e	k	y	a	a	g	e
n	s	e	l	v	k	y	l
n	c	a	v	e	e	y	z
d	t	a	p	b	a	k	e

Unit 2

Long Vowel a

-ame -ane -ate



New Sounds



Listen, point, and repeat.



s + ame = same



c + ane = cane



g + ate = gate



Let's chant! Listen, point, and repeat.



Listen, point, and repeat.



1



can → cane

2



man → mane



3



hat → hate



Let's chant! Listen, point, and repeat.



New Words



Listen to the words first. Then, say and write.



-ame



same



name



game

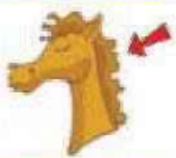


fame

-ane



cane



mane



lane

-ate



gate



date



late




hate



Listen and circle the picture you hear.



Look at the picture and complete the word.





Circle and write the correct word.

1



gate date

2



game fame

3



cane mane

4



hate late



Match the words to the pictures.

1

same

•

2

mane

•

3

hate

•

4

name

•

5

cane

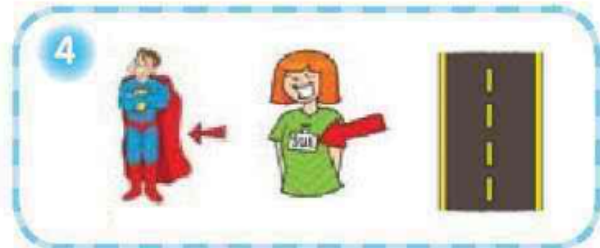
•



Wrap-Up



Listen and circle the picture you hear.



Read and match. Then, write the sentence.

1 The gate is red.

2 The girl is late.

3 The lion hates cake.



Story



Listen to the story.



Sight Words

must, his, he, be, your, but



The lion must wash his mane. He is upset.



He hates to wash his mane.
He hates to be wet.



"Be quiet, Lion Cub!
Wash your mane."



His mane is good.
But, look at the water
in the tub!



Read the story on your own.

Rhyming Chant



Let's chant! Listen, point, and repeat.



What time is it? What time is it?
Oh, no! Oh, no! I'm **late!**
I have a soccer **game** today! I'm **late, late, late!**
Through the **gate** and down the **lane**.
Running, running to the **game!**
I **hate, I hate, I hate**, when I'm **late, late, late!**

Homework



Use the clues to fill in the puzzle.

Down ↓



			1 s	
		2 g		
		3	4 m	
		5 l		
	6			
7	a			

Across →



Unit 3

Long Vowel i

-ike -ime -ine -ite

New Sounds



Listen, point, and repeat.



b + ike = bike



l + ime = lime



n + ine = nine



k + ite = kite



Let's chant! Listen, point, and repeat.



Listen, point, and repeat.



1  pin → pine



2  kit → kite



Let's chant! Listen, point, and repeat.



New Words



Listen to the words first. Then, say and write.



-ike



bike



like



hike



Mike

-ime



lime



dime



time

-ine

9

nine

-ite



mine



pine



line



kite



bite



Listen and circle the picture you hear.



1 **9**

2

3

4

5

6



Look at the picture and complete the word.

1 i
 i e

2 i
 i e

3 **9** i e
 i e

4 i e
 i e



Circle and write the correct word.

1



lime dime

2

line mine

3



kite bite

4



like Mike



Match the words to the pictures.

1

bike

2

pine

3

time

4

kite

5

mine



Wrap-Up



Listen and circle the picture you hear.



1

2

3

4



Read and match. Then, write the sentence.

1 The line is red.

2 The dime is on the lime.

3 Mike is on the bike.



Story



Listen to the story.



Sight Words

for, ride, take, mom, say



The kid gets a bike for a dime. The bike is blue.



The kid rides his bike on the lane.



He takes his bike by the lake. He looks at the time.



Mom says, "Do not be late." Time to go!



Read the story on your own.

Rhyming Chant



Let's chant! Listen, point, and repeat.



Can I have that **bike**?

No, that **bike** is **Mike's**!

Can I have that **kite**?

No, that **kite** is **Mike's**!

Can I have that **dime**?

No, that **dime** is **Mike's**!

Can I have that **lime**?

No, that **lime** is mine!

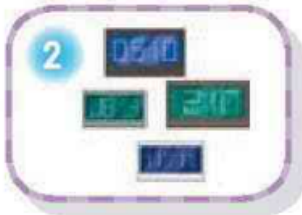
Homework



Find the word in the puzzle.



a l d k **b i k e** s e



l s d h t i m e s l



s l m i n e s h k l



s l g h s t l i n e



s l d k p i n e s k



l i k e s l a g j k

Unit 4

Long Vowel i

-ide -ipe -ire -ive



New Sounds



Listen, point, and repeat.



r + ide = ride



w + ipe = wipe



w + ire = wire



f + ive = five



Let's chant! Listen, point, and repeat.



Listen, point, and repeat.



1 rip → ripe

Let's chant! Listen, point, and repeat.



New Words



Listen to the words first. Then, say and write.



-ide



ride



hide



wide

Handwriting practice lines for the words: ride, hide, wide.

-ipe



wipe



pipe



ripe

Handwriting practice lines for the words: wipe, pipe, ripe.

-ire



wire



fire



tire

Handwriting practice lines for the words: wire, fire, tire.

-ive

5

five



hive




dive



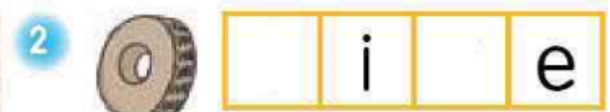
Handwriting practice lines for the words: five, hive, dive.



Listen and circle the picture you hear.



Look at the picture and complete the word.





Circle and write the correct word.

1



ride hide

2



dive five

3



tire wire

4



pipe wipe



Match the words to the pictures.

1

hide



2

pipe



3

wire



4

dive



5

ride



Wrap-Up



Listen and circle the picture you hear.



Read and match. Then, write the sentence.

1 The tire is wide.

2 Wipe the pipe.

3 The man rides a bike.



Story



Listen to the story.



Sight Words

they, come, with, this



Five girls ride by a house.
They look at the house.



A hive is on the house.
The hive is wide.



A man comes with a mop.
He hits the hive.



Oh no! This is bad.
The man runs to hide.



Read the story on your own.

Rhyming Chant



Let's chant! Listen, point, and repeat.




We **ride five** bikes in the mud.
Five bikes, ten **tires**.
Then we have to clean them up!
Five bikes, ten **tires**.
Wipe the **tires** to the left!
Wipe the **tires** to the right!
Wipe the **tires**, now let's **ride**!
Five bikes, ten **tires**.

Homework



Write the words in the correct boxes.



-ive			



-ipe			

-ide			

-ire			



Listen and circle the picture you hear.



Listen and circle the word you hear.



1 cape cap

2 pin pine

3 rip ripe

4 hat hate

5 mane man

6 kite kit

C  Listen. Circle the picture that rhymes with the word you hear.



D  Look and read. Check the correct sentence.



The lion likes his mane.
The lion hates his mane.



Mike bakes a cake.
Mike tapes a cake.



The kid runs in the lane.
The kid dives in the lane.

E



Listen. Fill in the missing letters and match the word to the picture.



1 r k



2 d t



3 g m



4 l k



5 p p



6 l n



7 w v



8 t m



F  Listen. What do Jane and Mike like? Write the words in the boxes below.



Hi, I'm Jane.

I like

c	a	k	e
---	---	---	---

.

I like

				S
--	--	--	--	---

.

I like

				S
--	--	--	--	---

.

I like

				S
--	--	--	--	---

.



Hi, I'm Mike.

I like

				S
--	--	--	--	---

.

I like

				S
--	--	--	--	---

.

I like

				S
--	--	--	--	---

.

I like

				S
--	--	--	--	---

.



Unit 5

Long Vowel o

-obe -one -ose -ote

New Sounds



Listen, point, and repeat. CD 2



r + obe = robe



b + one = bone



r + ose = rose



n + ote = note



Let's chant! Listen, point, and repeat.




Listen, point, and repeat.



1  rob → robe



2  not → note



Let's chant! Listen, point, and repeat.



New Words



Listen to the words first. Then, say and write.



-obe



r obe

-one



b one



c one



a lone

-ose



r ose



n ose



h ose

-ote



n ote



v ote





Listen and circle the picture you hear.





1  

2  

3  



4  



5  



6  





Look at the picture and complete the word.

1  o
 o e

2  i
 i e

3  o e
 o e

4  o e
 o e



Circle and write the correct word.

1



nose hose

2



vote note

3



cone bone

4



bone alone



Match the words to the pictures.

1

robe



2

hose



3

note




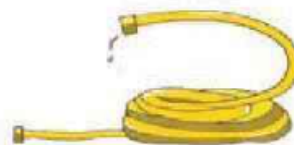
4

cone



5

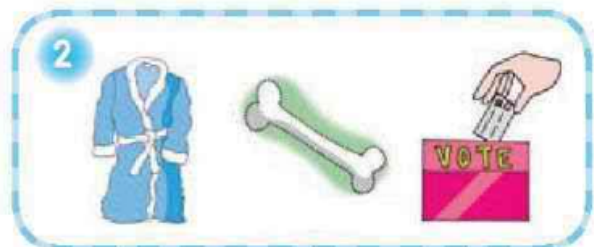
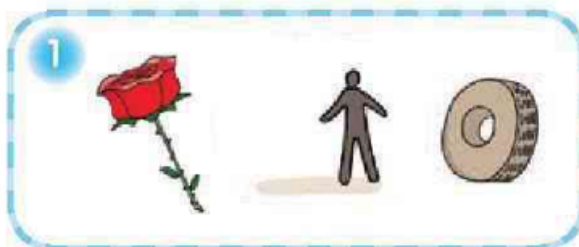
rose



Wrap-Up




Listen and circle the picture you hear.



Read and match. Then, write the phrase.

1 A rose on a nose



2 A bone in the cone



3 A rose alone



Story




Listen to the story.




Sight Words

it, see, move, does, go



The zebra looks
at the rose. It is red.



He sees an ant
on the rose.
The ant is alone.



The ant jumps on
the zebra's nose.
The zebra is angry.



The zebra moves his
nose. But the ant does
not go.



Read the story on your own.

Rhyming Chant



Let's chant! Listen, point, and repeat.



A box with a **note** – Happy Birthday!

It's a **rose**, it's a **rose** for me!

A box with a **note** – Happy Birthday!

It's a **robe**, it's a **robe** for me!

One more box all **alone** – Happy Birthday!

It's a puppy, a puppy for me!

Homework



Find the words in the puzzle.

1



2



3



4



5



6



7



8



9



10



11



l	r	y	j	x	n	o	t
u	o	n	b	c	i	k	k
a	b	o	i	o	x	b	r
l	h	s	l	n	m	o	o
o	o	e	z	e	x	n	b
n	s	v	n	o	t	e	e
e	e	v	o	t	e	w	t
m	b	r	o	s	e	s	n

Unit 6

Long Vowel o

-oke -ole -ope -ore

New Sounds



Listen, point, and repeat.



p + oke = poke



m + ole = mole



h + ope = hope



s + ore = sore



Let's chant! Listen, point, and repeat.



Listen, point, and repeat.



1



hop → hope



Let's chant! Listen, point, and repeat.



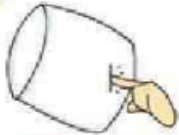
New Words



Listen to the words first. Then, say and write.



-oke



poke



joke

-ole




mole



hole

-ope



sole



pole



hope



rope

-ore



sore



more



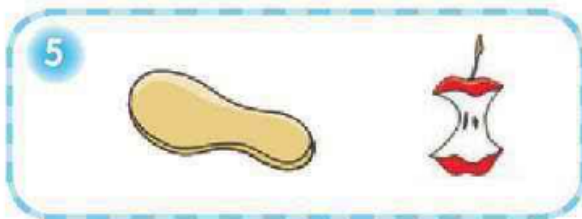
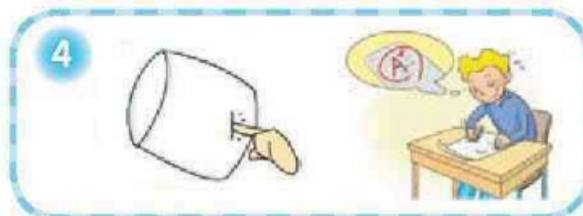
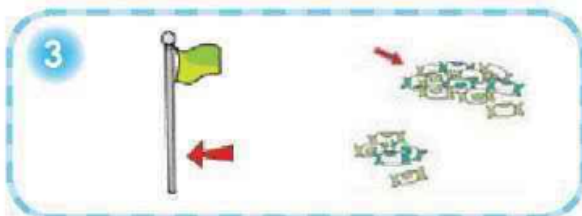

bore



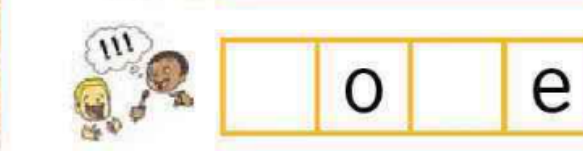
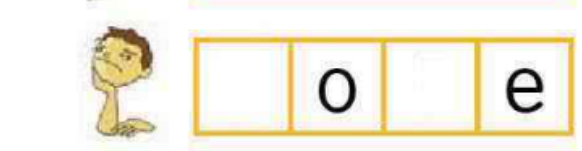

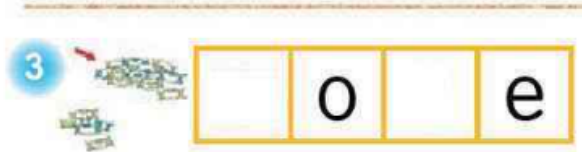

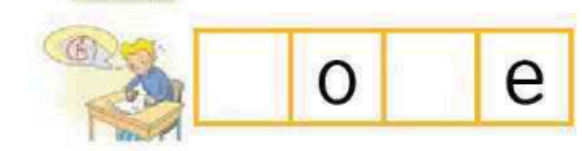
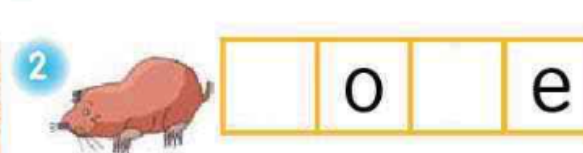
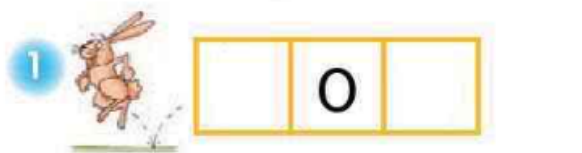
core



Listen and circle the picture you hear.



Look at the picture and complete the word.





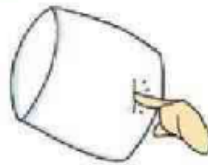
Circle and write the correct word.

1



hope rope

2



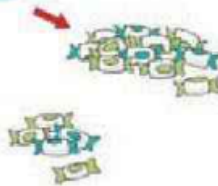
poke joke

3



sole pole

4



sore more



Match the words to the pictures.

1

hope

2

mole

3

pole

4

bore

5

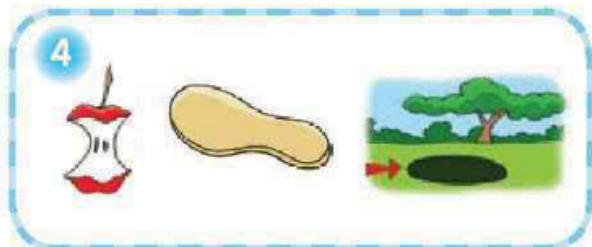
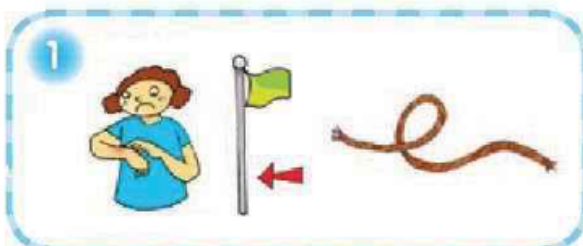
joke



Wrap-Up



Listen and circle the picture you hear.



Read and match. Then, write the sentence.

1 The mole is in a hole.

2 It is a core.

3 The kid is sore.



Story




Listen to the story.



Sight Words

that, fast



The mole wakes at five.
The mole sits on his bed.



The mole has a hole
in his sole.
That is not good.



It is no joke.
He is sore.



"It is time to fix the sole,
Mole. Fix it fast!"



Read the story on your own.

Rhyming Chant



Let's chant! Listen, point, and repeat.



Poke, poke, poke the mole!

Poke the mole in the hole!

Poke, poke, poke the mole!

Poke the mole in the hole!

Ooo! Ahhh! My arms are **sore!**

I hope, I hope there are no **more!**

There's another! **Get your pole!**

Poke the mole in the hole!

Homework



Use the clues to fill in the puzzle.

Down ↓



Across →



Unit 7

Long Vowel u

-ube -une -use



New Sounds



Listen, point, and repeat.



Long vowel **u** sounds like yoo OR oo.

t + ube = tube



d + une = dune



f + use = fuse



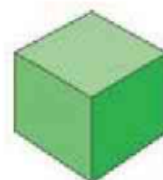
Let's chant! Listen, point, and repeat.



Listen, point, and repeat.



1 cub → cube



2 tub → tube



Let's chant! Listen, point, and repeat.



New Words



Listen to the words first. Then, say and write.



-ube



tube



cube


-une



dune



June



tune

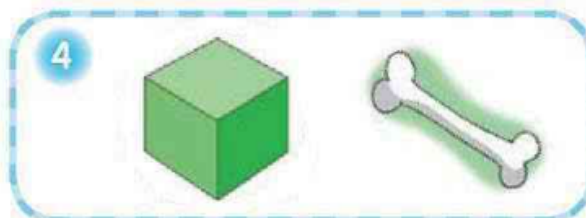

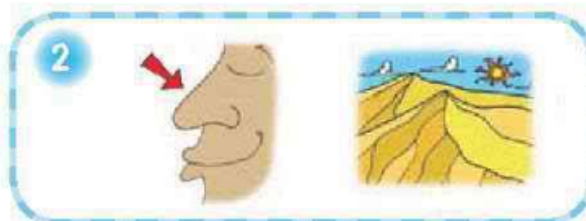
-use



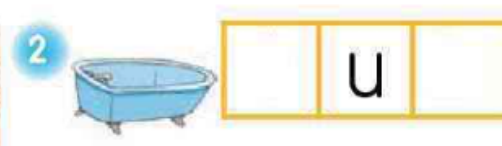
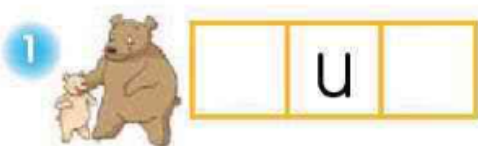
fuse



Listen and circle the picture you hear.



Look at the picture and complete the word.





Circle and write the correct word.

1




cube tube

2



dune June

3



dune tune



Match the words to the pictures.

1

cube



2

dune



3

tune



4

tube



5


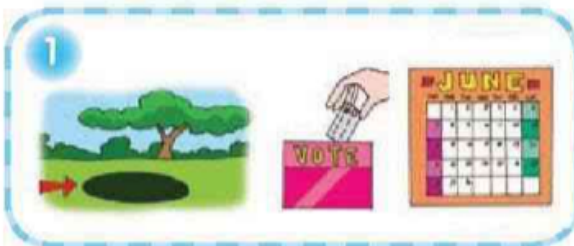
fuse



Wrap-Up



Listen and circle the picture you hear.

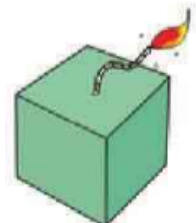


Read and match. Then, write the phrase.

1 A tune in a dune

2 A tube on a cube

3 A fuse in a cube



Story



Listen to the story.



Sight Words

them, now, see



The octopus has a big tube
and a cube.
Can he use them?



He sits on the cube.
He cuts the big tube.



Now the tube is a pipe!
He looks in the pipe.



He sees a dune.
He sees the moon.




Read the story on your own.

Rhyming Chant



Let's chant! Listen, point, and repeat.



There's a party in **June** on the big sand **dune**.
There's a big red **tube** with a **fuse**.

There's a party in **June** on the big sand **dune**.
There's a big red **tube** with a **fuse**.

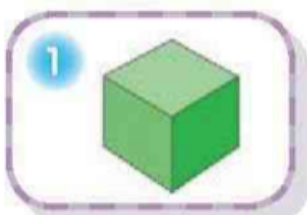
Put fire on the **fuse**, and the **tube** goes ZOOOOM!
Up in the sky, then the **tube** goes BOOOOM!

There's a party in **June** on the big sand **dune**.
There's another **tube** with a **fuse**!

Homework



Find the word in the puzzle.



d k e c u b e p r w



f u s e k j h o w e



g h d u n e y t w e



o t u b e j k g d a e



k l g h J u n e p w



t y u l o e s t u n e

Unit 8

Long Vowel u

-ule -ure -ute



New Sounds



Listen, point, and repeat.



Long vowel **u** sounds like yoo OR oo.

m + ule = mule



c + ure = cure



c + ute = cute



Let's chant! Listen, point, and repeat.



Listen, point, and repeat.



1 cut → cute

Let's chant! Listen, point, and repeat.



New Words



Listen to the words first. Then, say and write.



-ule



mule



rule

-ure



cure



lure



pure

-ute



cute



mute



Listen and circle the picture you hear.



1

2

3

4

5

6



Look at the picture and complete the word.

1

	u	
--	---	--

2

	u	e
--	---	---

2

	u		e
--	---	--	---

3

	u		e
--	---	--	---

3

	u		e
--	---	--	---

4

	u		e
--	---	--	---

4

	u		e
--	---	--	---

5

	u		e
--	---	--	---



Circle and write the correct word.

1



pure lure

2



cute mute

3



pure cure

4



mule rule



Match the words to the pictures.

1

rule



2

cute



3

pure



4

lure



5

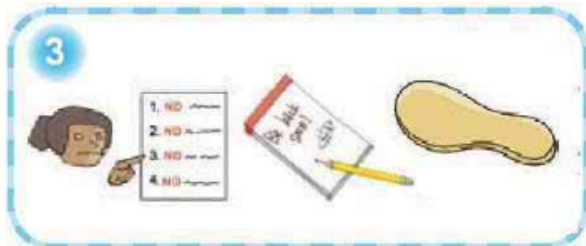

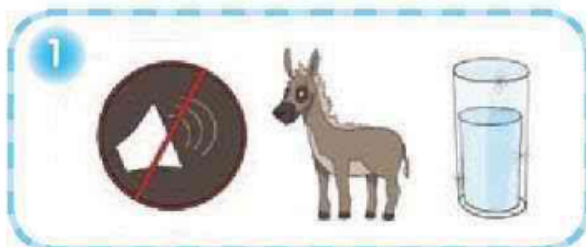
mute



Wrap-Up



Listen and circle the picture you hear.




Read and match. Then, write the sentence.

1 The fish looks at the lure.

2 The cute girl sees the rules.

3 The mule is mute.



Story




Listen to the story.




Sight Words


the, does, him, has, she




The mule is sad.
He needs a cure.



Does cake make
him happy?
No, the mule is still sad.



The queen has a cure.
She makes a joke.



The mule likes the joke.
The mule is happy.




Read the story on your own.

Rhyming Chant



Let's chant! Listen, point, and repeat.




Luke! Luke! It's the **rule!**
No sick puppies in the school!
Teacher! Teacher! Are you sure?
Teacher! Teacher! What's the **cure?**
Take this milk, take this bone.
Take your **cute** puppy home!
Luke! Luke! It's the **rule!**
No sick puppies in the school!

Homework



Write the words in the correct boxes.




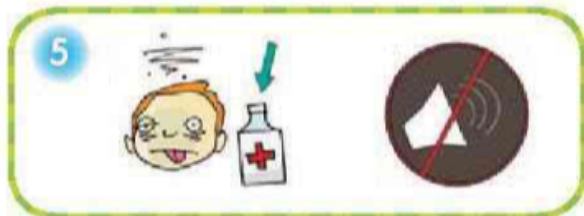
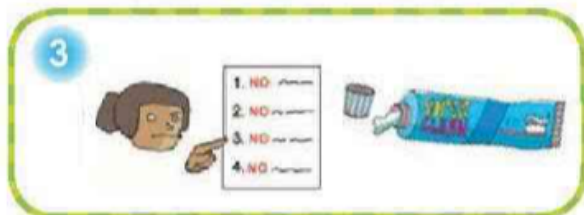

-ure			

-ule			

-ute			



Listen and circle the picture you hear.



Listen and circle the word you hear.



1 not note

2 hop hope

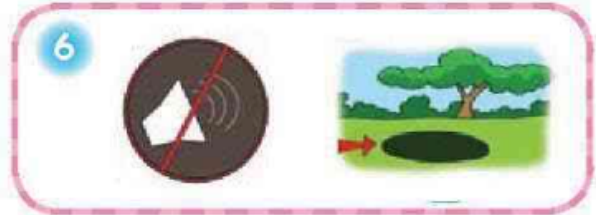
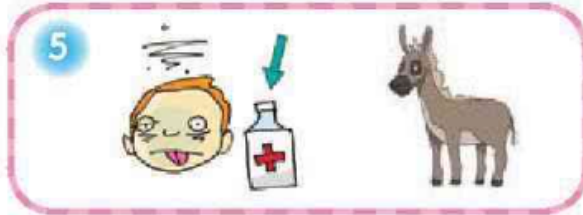

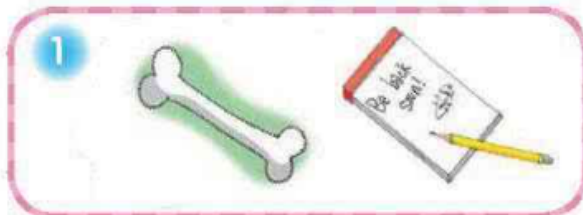
3 robe rob

4 tube tub

5 cut cute

6 cube cub

C  Listen. Circle the picture that rhymes with the word you hear.



D  Look and read. Check the correct sentence.



The mole sits in the hole.
The mole digs a big hole.



There is a red rose in June.
There is a red rose in the dune.



The mule hates the apple core.
The mule puts the core in a cone.

E  **Listen. Fill in the missing letters and match the word to the picture.**

 **Track 40**

1 c r

2 s r

3 m l


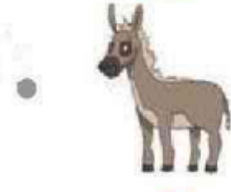
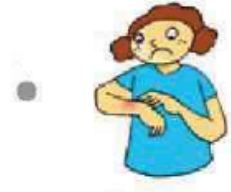
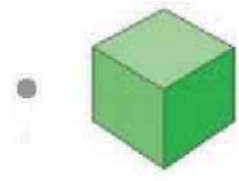


4 c t

5 j k

6 r s

7 f s

8 c b



F



Listen. What do Rose and Luke like? Write the words in the boxes below.



Hi, I'm Rose.

I like

r	o	s	e	s
---	---	---	---	---

I like


				s
--	--	--	--	---

I like

				s
--	--	--	--	---

I like

				s
--	--	--	--	---



Hi, I'm Luke.

I like

--	--	--	--

I like

				s
--	--	--	--	---

I like

				s
--	--	--	--	---

I like






				s
--	--	--	--	---




















Listen to the word. Fill in the correct circle.








Ex 	a 	b 	c 	d 
<input type="radio"/>	<input type="radio"/>	<input type="radio"/>	<input type="radio"/>	<input type="radio"/>

1 	a 	b 	c 	d 
<input type="radio"/>	<input type="radio"/>	<input type="radio"/>	<input type="radio"/>	<input type="radio"/>

2 	a 	b 	c 	d 
<input type="radio"/>	<input type="radio"/>	<input type="radio"/>	<input type="radio"/>	<input type="radio"/>

3 	a 	b 	c 	d 
<input type="radio"/>	<input type="radio"/>	<input type="radio"/>	<input type="radio"/>	<input type="radio"/>


4 	a 	b 	c 	d 
<input type="radio"/>	<input type="radio"/>	<input type="radio"/>	<input type="radio"/>	<input type="radio"/>

B  Listen to the word. Fill in the correct circle.


 Track 43


Ex 	a	b	c	d
	cake <input checked="" type="radio"/>	cape <input type="radio"/>	dive <input type="radio"/>	date <input type="radio"/>

1 	a	b	c	d
	mane <input type="radio"/>	fire <input type="radio"/>	vote <input type="radio"/>	core <input type="radio"/>

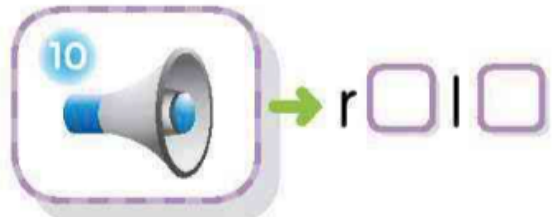
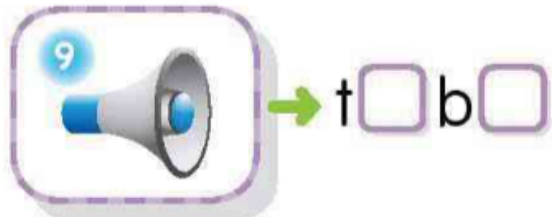
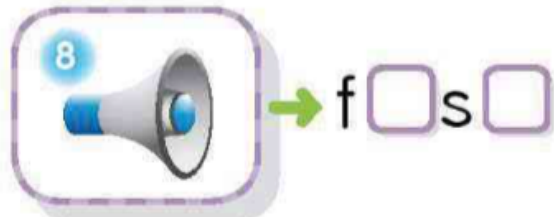
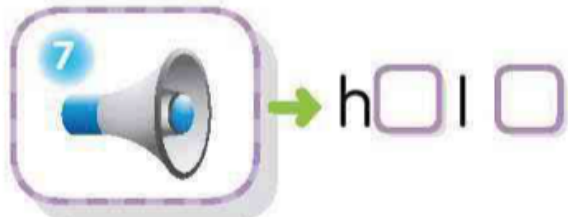
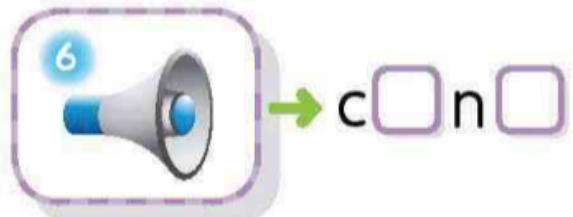
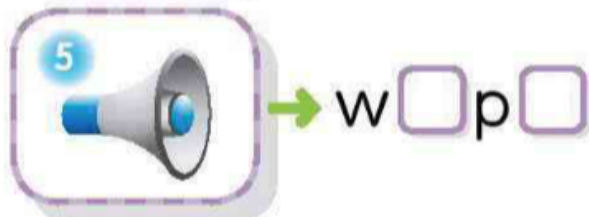
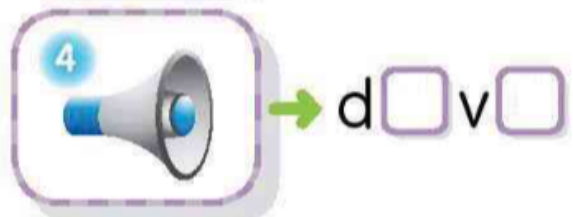

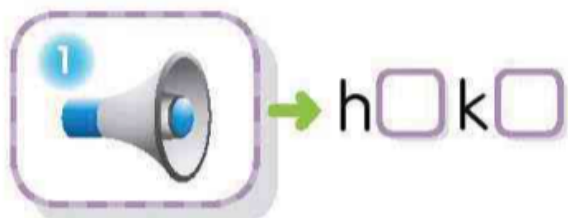
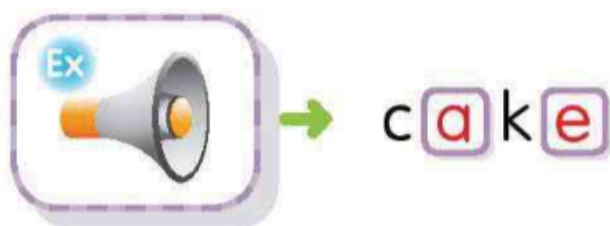
2 	a	b	c	d
	poke <input type="radio"/>	rule <input type="radio"/>	fuse <input type="radio"/>	more <input type="radio"/>

3 	a	b	c	d
	mole <input type="radio"/>	tire <input type="radio"/>	cave <input type="radio"/>	joke <input type="radio"/>

4 	a	b	c	d
	wave <input type="radio"/>	same <input type="radio"/>	line <input type="radio"/>	bike <input type="radio"/>

5 	a	b	c	d
	fuse <input type="radio"/>	tune <input type="radio"/>	cute <input type="radio"/>	mole <input type="radio"/>

C  Listen to the word. Fill in the missing letters.



D



Listen to the word. Circle the picture that rhymes with the word you hear.



<p>Ex</p> 	<p>a</p> 	<p>b</p> 	<p>c</p> 
<p>1</p> 	<p>a</p> 	<p>b</p> 	<p>c</p> 
<p>2</p> 	<p>a</p> 	<p>b</p> 	<p>c</p> 
<p>3</p> 	<p>a</p> 	<p>b</p> 	<p>c</p> 
<p>4</p> 	<p>a</p> 	<p>b</p> 	<p>c</p> 

Units
1-8

Long Vowel Sounds

Glossary 

Unit 1



cake



bake



rake



lake



tape



cape



wave



cave



Dave



save

Unit 2



same



name



game



fame



cane



mane



lane



gate



date



late



hate

Unit 3



bike



like



hike



Mike



lime



dime



time



nine



mine



pine



line



kite



bite

Unit 4



ride



hide



wide



wipe



pipe



ripe



wire



fire



tire



five



hive



dive

Unit 5



robe



bone



cone



alone



rose



nose



hose



note



vote

Unit 6



poke



joke



mole



hole



sole



pole



hope



rope



sore



more



bore



core

Unit 7



tube



cube



dune



June



tune



fuse

Unit 8



mule



rule



cure



lure



pure



cute



mute